

CXL 2-1LW/...

Universal, Unity-Gain Marine and Base Station Antenna for the 160 MHz Band



DESCRIPTION:

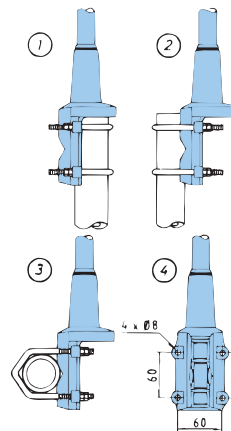
- ★ This multi-purpose, omnidirectional, 0 dBd, rod-type marine and base station antenna covers the 160 MHz band in two models with 10 MHz overlap and can be used in a wide variety of applications.
- ★ The broad-banded $1/2 \lambda$ dipole antenna element is sealed in a high-quality conical glassfiber tube with low wind-load, which will ensure undisturbed performance by corrosive environments.
- ★ Provided with the sturdy "LW" mast mount - a lightweight, multipurpose, epoxy-coated mounting bracket made of non-corrosive aluminium.
- ★ The accompanying U-bolts and fittings are made of stainless steel.
- ★ To be mounted on vertical or horizontal mast tubes, 16 to 54 mm in outer diameter.
- ★ The cable can be led either on the outside or along the inside of the mast tube.
- ★ Large bandwidth with respect to both SWR and gain.
- ★ CXL 2-1LW/... is DC-grounded to substantially reduce noise caused by atmospherical discharges and consequently shows a DC-short across the coaxial cable.
- ★ The CXL 2-1LW/... is a vibration-proof, lightweight, slim-line, corrosion-resistant, modern style marine and base station antenna.

SPECIFICATIONS:

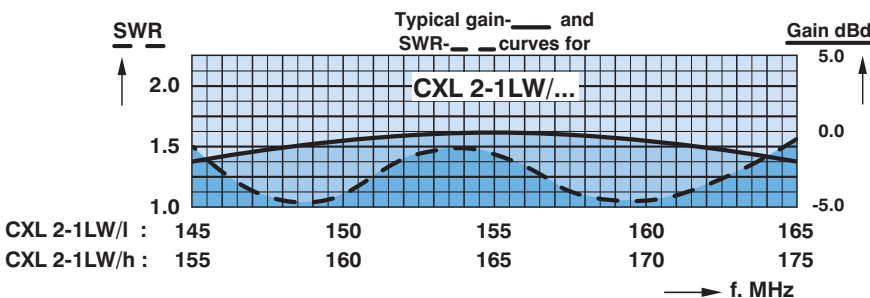
ELECTRICAL	
MODEL	CXL 2-1LW/...
ANTENNA TYPE	$1/2 \lambda$ coaxial dipole, broad-banded
FREQUENCY	CXL 2-1LW/l: 144-165 MHz CXL 2-1LW/h: 155-175 MHz
IMPEDANCE	Nom. 50 Ω
RADIATION	Omnidirectional
POLARISATION	Vertical
GAIN	2 dBi (0 dBd)
BANDWIDTH	20 MHz
SWR	≤ 1.5
MAX. POWER	150 watt
ANTISTATIC PROTECTION	All metal parts DC-grounded (Connector shows a DC-short)
MECHANICAL	
TEMP. RANGE	-30° C \rightarrow +70° C
CONNECTOR	N-female
WIND SURFACE	0.0172 m ²
WIND LOAD	19 N (at 150 km/h)
COLOUR	Marine white
MATERIALS	Shroud: Polyurethane coated glassfiber Mounting bracket: Seawater resistant aluminium, epoxy-coated Clamps: Stainless steel
TOTAL HEIGHT	Approx. 1.26 m (Dep. on frequency)
DIA. IN TOP END	8 mm
DIA. IN BOTTOM END	16 mm
WEIGHT	Approx. 760 g
MOUNTING	On 16 to 54 mm dia. mast tube

ORDERING DESIGNATIONS	
TYPE NO.	FREQUENCY
CXL 2-1LW/l	144-165 MHz
CXL 2-1LW/h	155-175 MHz

MULTI-PURPOSE MOUNTING BRACKET:



- ① Mast tube D_1 , min. = 30 mm
Mast tube D_2 , max. = 54 mm
- ② Mast tube D_3 , max. = 54 mm
Mast tube D_4 , min. = 16 mm
- ③ Mast tube D_5 , max. = 54 mm
Mast tube D_6 , min. = 16 mm



PLEASE NOTE:

The antenna is delivered with a DC-connection between the antenna element and the mounting bracket.

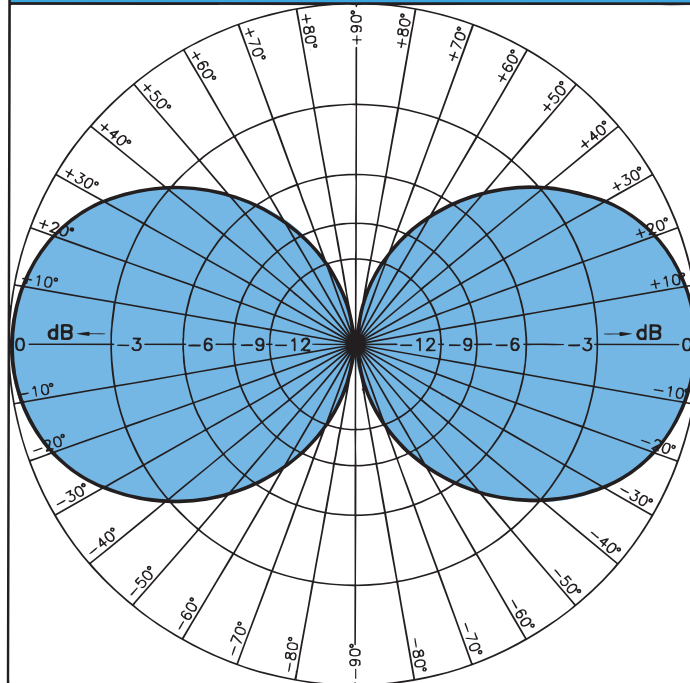
PROCOM A/S reserve the right to amend specifications without prior notice.

CXL 2-1LW/...

Universal, Unity-Gain Marine and Base Station
Antenna for the 160 MHz Band



TYPICAL RADIATION PATTERN (E-PLANE)



TYPICAL RADIATION PATTERN (H-PLANE)

