

CXL 2400-3/...

3 dBd Omnidirectional Marine and Base Station Antenna for the 2400 MHz Band




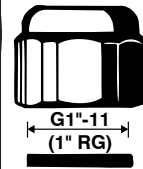
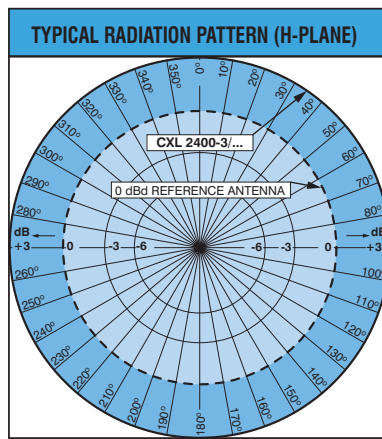
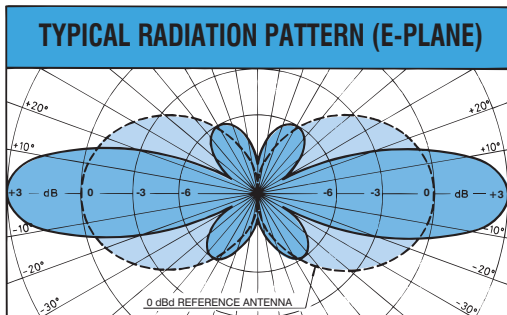
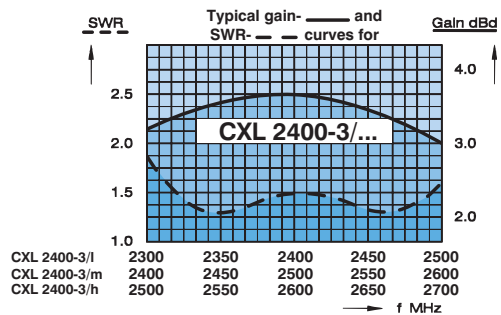
DESCRIPTION:

- ★ Vertically polarised, omnidirectional marine and base station antenna.
- ★ Approximately 3 dBd gain.
- ★ Simple mounting using the 1" revolving nut system.
- ★ Wide variety of accessory mounting brackets available.
- ★ Large bandwidth with respect to both SWR and gain.
- ★ Highly suitable for duplex operation with large spacing between the TX and the RX frequencies.
- ★ The antenna element is sealed in a high-quality, conical glassfiber tube.
- ★ All metal parts in the antenna are DC-grounded to reduce the noise caused by atmospherical discharge. Consequently, the antenna shows a DC-short across the coaxial cable.
- ★ The CXL 2400-3/... is a vibration-proof, lightweight, slim-line, corrosion resistant, modern style marine and base station antenna.

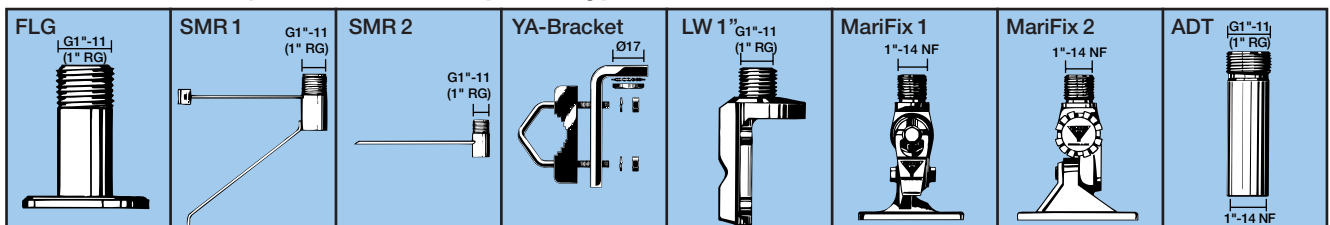
SPECIFICATIONS:

ELECTRICAL	
MODEL	CXL 2400-3/...
ANTENNA TYPE	Coaxial, colinear antenna, broad-banded
FREQUENCY	Models within 2300–2700 MHz
IMPEDANCE	Nom. 50 Ω
POLARISATION	Vertical
GAIN	5 dBi (3 dBd)
BANDWIDTH	≥200 MHz at SWR ≤ 2.0
SWR	≤ 2.0, typ. ≤ 1.5
MAX. POWER	100 watt
ANTISTATIC PROTECTION	All metal parts DC-grounded (Connector shows a DC-short)
MECHANICAL	
TEMP. RANGE	-30° C → +70° C
CONNECTOR	N-female
WIND SURFACE	Approx. 0.01 m ²
WIND LOAD	Approx. 17 N (at 150 km/h)
COLOUR	Marine white
MATERIALS	Shroud: Polyurethane coated glassfiber Mounting bracket: Chromed brass
TOTAL HEIGHT	Approx. 550 mm
DIA. IN TOP END	22 mm
DIA. IN BOTTOM END	23 mm
WEIGHT	Approx. 400 g
MOUNTING	On 1" RG (G1"-11) threaded water pipe or on optional mounting brackets (see below)

ORDERING DESIGNATIONS	
TYPE NO.	FREQUENCY
CXL 2400-3/l	2300–2500 MHz
CXL 2400-3/m	2400–2600 MHz
CXL 2400-3/h	2500–2700 MHz



ACCESSORIES: (to be ordered separately)



PROCOM A/S reserve the right to amend specifications without prior notice.