

# CXL 3-1

Unity-Gain, Omnidirectional Base Station Antenna for the International Aircraft Band

PROCOM

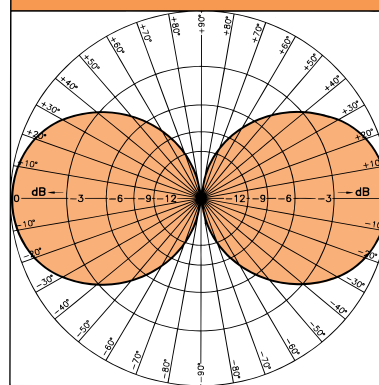
## DESCRIPTION:

- ★ CXL 3-1 is a 0 dBd, vertically polarised, omnidirectional base station antenna for the 118-137 MHz civil aircraft band.
- ★ The antenna is a broad-banded  $1/2 \lambda$  dipole design.
- ★ The antenna can be mounted on threaded 1" water pipe using the supplied 1" revolving nut. In this way, a nice, slim installation is obtained.
- ★ A wide variety of accessory mounting hardware (see below) gives ample choice regarding alternative ways of installation.
- ★ To substantially reduce noise caused by atmospherical discharges, all metal parts in the antenna are DC-grounded. Consequently, the antenna shows a DC-short across the coaxial cable.
- ★ A conical glassfiber tube with very low wind-loading completely encloses the carefully designed radiating element to ensure long dependable service in all climates.

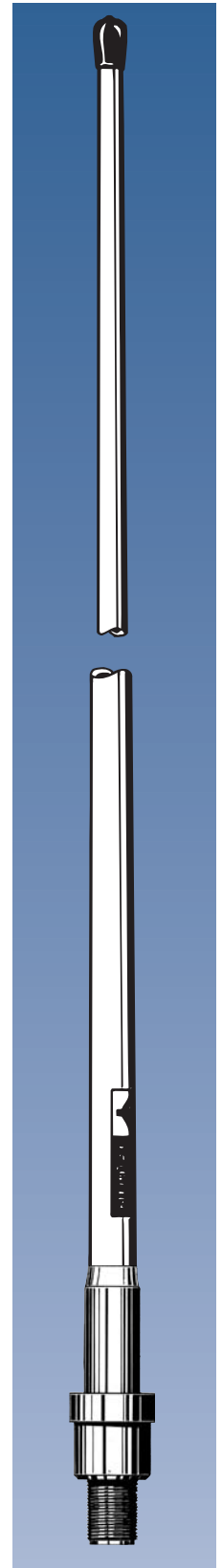
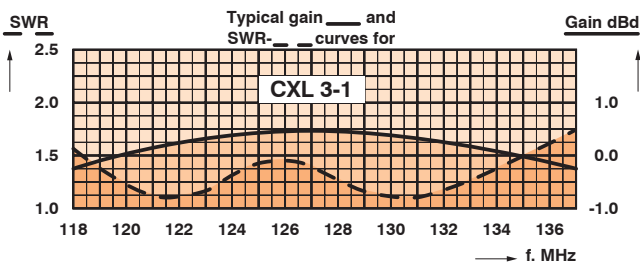
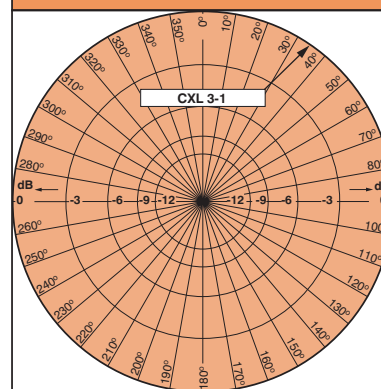
## SPECIFICATIONS:

ELECTRICAL	
MODEL	CXL 3-1
ANTENNA TYPE	$1/2 \lambda$ coaxial dipole, broad-banded
FREQUENCY	Covering: 118-137 MHz
IMPEDANCE	Nom. 50 $\Omega$
RADIATION	Omnidirectional
POLARISATION	Vertical
GAIN	2 dBi 0 dBd
BANDWIDTH	19 MHz
SWR	$\leq 1.75$
MAX. POWER	100 watt
ANTISTATIC PROTECTION	All metal parts DC-grounded (Connector shows a DC-short)
MECHANICAL	
CONNECTOR	UHF-female (fitting PL-259)
WIND SURFACE	0.023 m <sup>2</sup>
WIND LOAD	26 N (at 150 km/h)
COLOUR	Marine white
MATERIALS	Radome: Polyurethane-coated fiberglass Mounting hardware: Bright chromed brass
TOTAL HEIGHT	Approx. 1.5 m
WEIGHT	Approx. 0.85 kg
MOUNTING	On 1" (G1"-11) threaded water pipe or on optional mounting brackets (see below)

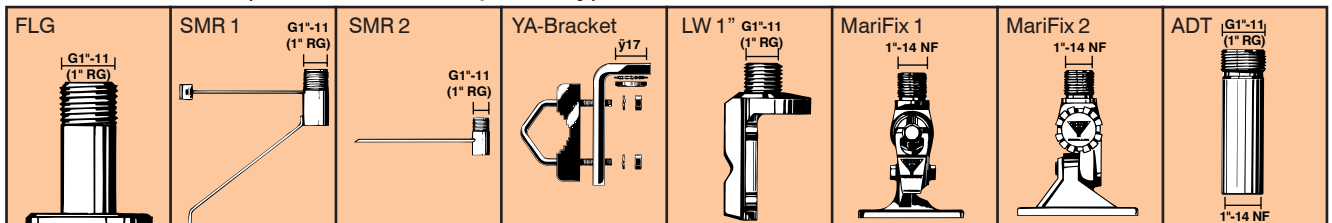
TYPICAL RADIATION PATTERN (E-PLANE)



TYPICAL RADIATION PATTERN (H-PLANE)



## ACCESSORIES: (to be ordered separately)



PROCOM A/S reserve the right to amend specifications without prior notice.