

CXL 70-3/...

3 dBd Gain Marine and Base Station UHF Antenna



DESCRIPTION:

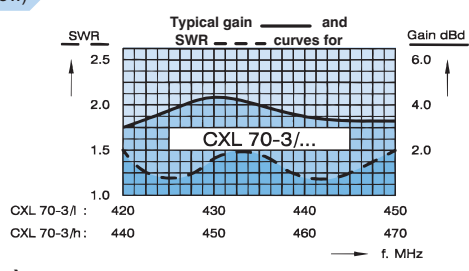
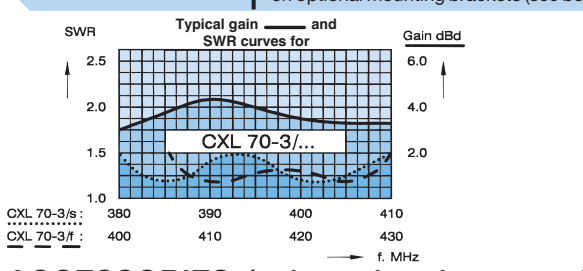
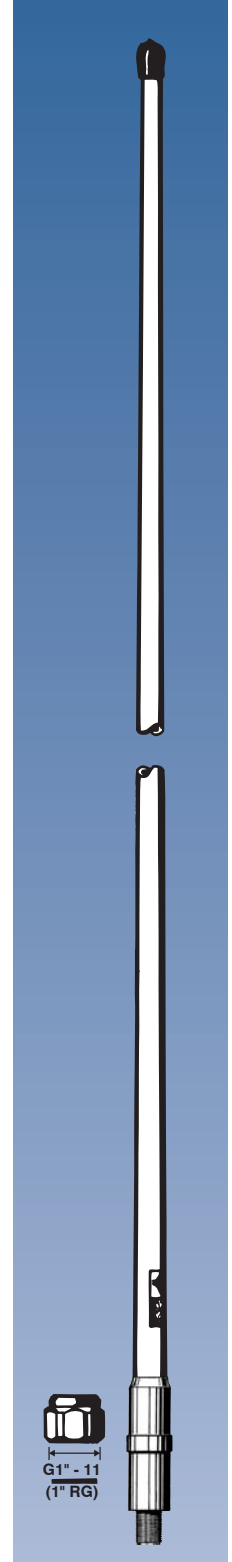
- ★ This colinear UHF antenna with 3 dBd gain is developed for use on board ships as well as on masts, and thanks to the 1" revolving nut mounting system it can be mounted in the mast, in the auxiliary mast as well as on the cross-beam. By means of PROCOM's flange mount type "FLG", it can also be mounted on deck or rooftop.
- ★ The CXL 70-3/... is in widespread use in connection with 450 MHz CELLULAR systems. The antenna makes it possible to extend the - normally land based - CELLULAR telephone system service for maritime use as well, and here the 3 dBd gain of the antenna comes to definite advantage.
- ★ Bear in mind that the higher the antenna is mounted the better coverage.
- ★ Avoid mounting the antenna parallel with and in the neighbourhood of other metal parts, such as masts, supporting wires etc. Free mounting and as high as possible is most preferable, otherwise the SWR and the radiation diagram will be influenced.
- ★ The antenna needs neither loading coils, ground-plane, radials nor other auxiliary arrangements.
- ★ The antenna is a grounded radiator antenna and therefore it shows a DC-short across the coaxial cable.
- ★ A conical glassfiber tube completely encloses the carefully designed radiating element to assure long dependable service in all climates.

SPECIFICATIONS:

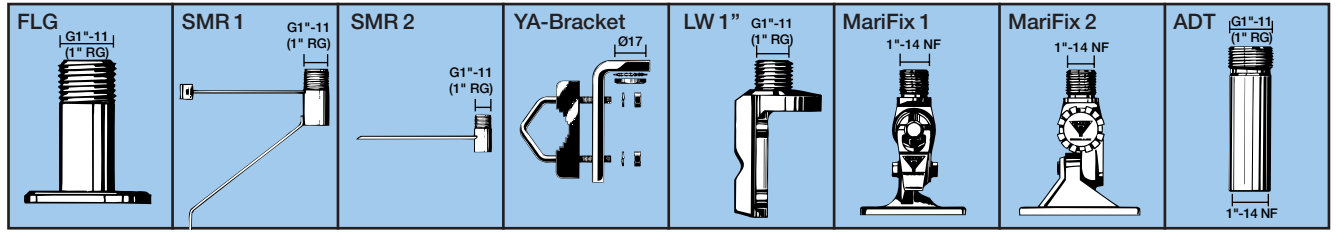
ELECTRICAL	
MODEL	CXL 70-3/...
ANTENNA TYPE	Coaxial, broad-band
FREQUENCY	450 MHz-band covered by four models See model survey
IMPEDANCE	Nom. 50 Ω
POLARISATION	Vertical
GAIN	5 dBi (3 dBd)
BANDWIDTH	30 MHz
SWR	< 1.5
MAX. POWER	150 watt
MECHANICAL	
TEMP. RANGE	-30° C → +70° C
CONNECTOR	N-female
WIND SURFACE	0.0337 m ²
WIND LOAD	37.5 N (at 150 km/h)
COLOUR	Marine white
MATERIALS	Shroud: Polyurethane coated glassfiber Mounting bracket: Chromed brass
TOTAL HEIGHT	Approx. 1.3 m (dep. on freq.)
DIA. IN TOP END	16 mm
DIA. IN BOTTOM END	23 mm
WEIGHT	Approx. 1.2 kg
MOUNTING	On 1" RG (G1"-11) threaded water pipe or on optional mounting brackets (see below)

ORDERING DESIGNATIONS

TYPE NO.	FREQUENCY
CXL 70-3/s	380-410 MHz
CXL 70-3/f	406-430 MHz
CXL 70-3/l	420-450 MHz
CXL 70-3/h	440-470 MHz



ACCESSORIES: (to be ordered separately)



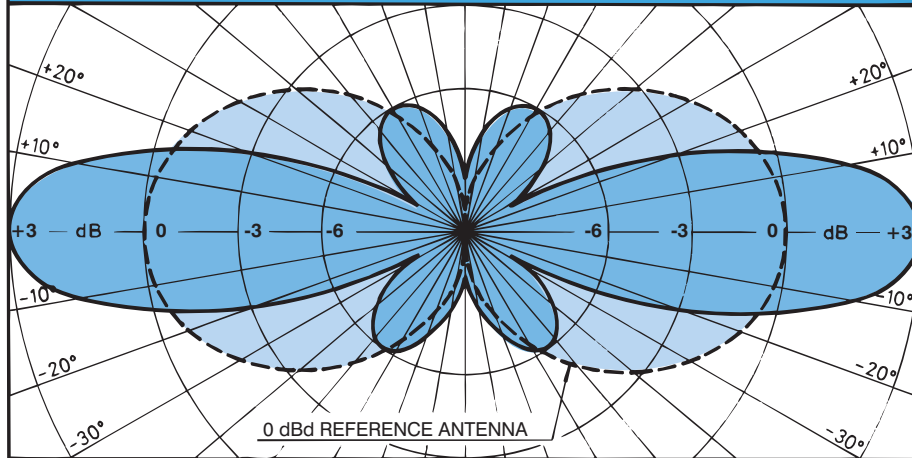
PROCOM A/S reserve the right to amend specifications without prior notice.

CXL 70-3/...

3 dBd Gain Marine and Base Station UHF Antenna



TYPICAL RADIATION PATTERN (E-PLANE)



TYPICAL RADIATION PATTERN (H-PLANE)

