

CXL 900-1/...

Unity Gain Marine and Base Station 900 MHz Antenna for Mounting on Threaded 1" Water pipe




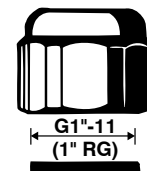
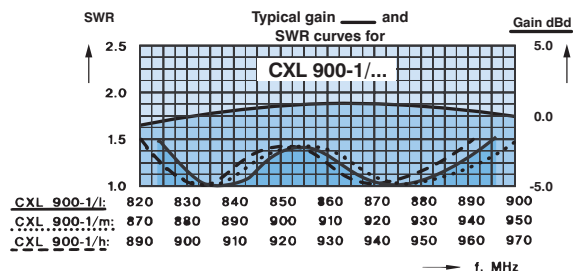
DESCRIPTION:

- ★ The CXL 900-1/... is a 0 dBd, vertically polarised, omnidirectional rod-type marine and base station antenna which covers the 900 MHz band in three models.
- ★ The 1" revolving nut mounting system is standard throughout the maritime or base station sector, and several different mounting brackets are available, making it possible to install the antenna either on the masthead using FLG or SMR 2, side mounted on the mast (SMR 1) or mounted on a cross-beam (FLG). Also, the antenna can be mounted on deck or rooftop by means of the FLG.
- ★ CXL 900-1/... is especially suitable for use in connection with 900 MHz CELLULAR systems – as for instance the Nordic Mobile Telephone system NMT 900 – making it possible to extend the normally land-based cellular telephone system for maritime mobile service as well.
- ★ The higher the antenna is mounted, the better coverage. Avoid mounting the antenna parallel with or in the neighbourhood of other metal parts, such as masts, supporting wires etc., otherwise the SWR and the radiation pattern may be strongly influenced.
- ★ To substantially reduce noise caused by atmospherical discharges, all metal parts in the antenna are DC-grounded. Consequently, the antenna shows a DC-short across the coaxial cable.
- ★ A conical glassfiber tube completely encloses the carefully designed radiating element to ensure long dependable service in all climates.

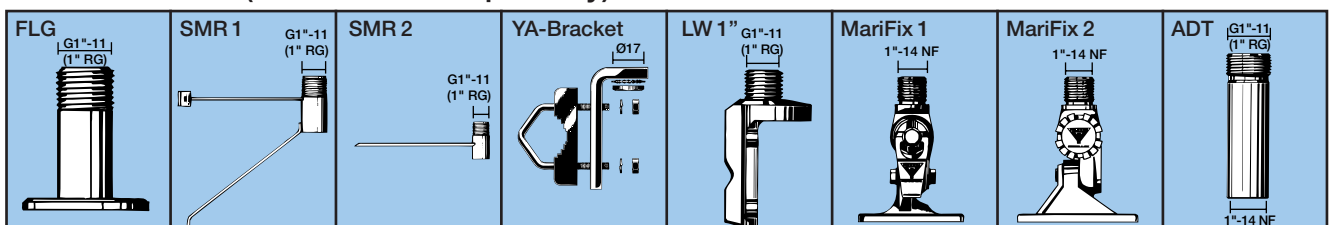
SPECIFICATIONS:

ELECTRICAL	
MODEL	CXL 900-1/...
ANTENNA TYPE	1/2 λ coaxial dipole, broad-banded
FREQUENCY	Models within 824–960 MHz
IMPEDANCE	Nom. 50 Ω
POLARISATION	Vertical
GAIN	2 dBi (0 dBd)
BANDWIDTH	70–80 MHz
SWR	≤ 1.5
MAX. POWER	100 watt
MECHANICAL	
TEMP. RANGE	-30° C → +70° C
CONNECTOR	N-female
WIND SURFACE	Approx. 0.0070 m ²
WIND LOAD	Approx. 7.8 N (at 150 km/h)
COLOUR	Marine white
MATERIALS	Shroud: Polyurethane coated glassfiber Mounting bracket: Chromed brass
TOTAL HEIGHT	Approx. 420 mm
DIA. IN TOP END	12 mm
DIA. IN BOTTOM END	16 mm
WEIGHT	Approx. 280 g
MOUNTING	On 1" RG (G1"-11) threaded water pipe or on optional mounting brackets (see below)

ORDERING DESIGNATIONS	
TYPE NO.	FREQUENCY
CXL 900-1/l	824–894 MHz
CXL 900-1/m	870–950 MHz
CXL 900-1/h	890–960 MHz



ACCESSORIES: (to be ordered separately)

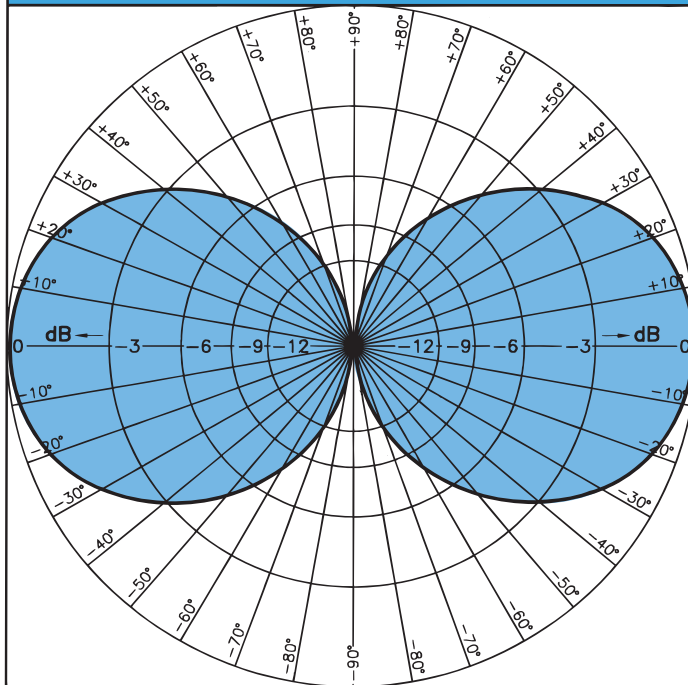


PROCOM A/S reserve the right to amend specifications without prior notice.

CXL 900-1/...
Unity Gain Marine and Base Station 900 MHz Antenna
for Mounting on Threaded 1" Water pipe



TYPICAL RADIATION PATTERN (E-PLANE)



TYPICAL RADIATION PATTERN (H-PLANE)

