

# DFA 4/2-Z/...

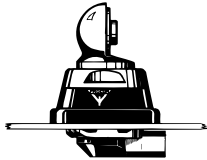
## Dual-frequency Mobile Antenna for the 80 and 160 MHz Bands

PROCOM


### DESCRIPTION:

- ★ New whip design for optimum wind noise reduction.
- ★ This antenna makes it possible to:
  - operate 80 and 160 MHz transceivers alternately on the same antenna
  - operate two transceivers (80 and 160 MHz) at the same time on one antenna using a diplexer (type DIPX 88/136 – must be ordered separately).
- ★ Only a single hole has to be drilled instead of two.
- ★ Car appearance is not destroyed by an “antenna farm”.
- ★ Ideal for covert services.
- ★ Stainless steel Z-mount with ball-joint and wing screw whip-fastening system.
- ★ Simple mounting exclusively with access from the outside.
- ★ Choice between two connection principles:
  - ★ Z-mount : FME-connection (supplied without cable).
  - ★ ZP4-mount : Permanently attached 4 m cable terminated with FME-connector.

#### Z-Mount



#### ZP4-Mount



### ORDERING:

The antenna is delivered factory-tuned to two single frequencies, one frequency in each band. These two frequencies (stated in MHz) must be specified when ordering as can be seen from the ordering examples below. In case of duplex operation, only the TX frequency should be stated.


### EXAMPLES OF ORDERING:

MOUNT VERSION FRE- QUENCY PAIR	Z-mount with FME-system	ZP4-mount with 4 m cable and FME-connector
80: 76.5 MHz 160: 166.0 MHz	DFA 4/2-Z/76.5/166.0	DFA 4/2-ZP4/76.5/166.0
80: TX: 71.7 MHz RX: 76.2 MHz 160: 149.3 MHz	DFA 4/2-Z/71.7/149.3	DFA 4/2-ZP4/71.7/149.3

### SPECIFICATIONS:

ELECTRICAL	
ANTENNA TYPE	Dual-frequency mobile antenna
FREQUENCY	80 MHz-band freq. to be stated within: 66...88 MHz 160 MHz-band freq. to be stated within: 144...175 MHz
IMPEDANCE	Nom. 50 Ω
POLARISATION	Vertical
GAIN	0 dB in both bands (acc. to EIA RS-329)
BANDWIDTH	80 MHz: ≥ 3 MHz at SWR ≤ 2.0 160 MHz: ≥ 6 MHz at SWR ≤ 2.0
SWR	≤ 1.5 in both bands
MAX. POWER	30 watt
MECHANICAL	
MATERIALS	Whip: Conical glassfiber Chromed brass Mount: Chromed brass Environment-proof plastics Stainless steel
RECOMMENDED INSTALLATION TORQUE	7.5 ± 1 Nm
COLOUR	Black
HEIGHT	Approx. 1.1 m
WEIGHT	Z-version : Approx. 170 g ZP4-version : Approx. 320 g
MOUNTING	21 mm dia. hole

Hat screw option:



For antenna delivered with hat screw instead of wing screw add a K to the antenna designation.

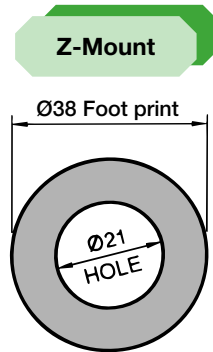
# DFA 4/2-Z/... Installation



This antenna is supplied with type Z-mount. The whip is fastened to the mount by means of our standard ball-joint and wing screw system. The adjustable ball-joint ensures that the whip can always be mounted in a vertical position independent of the angle of the installation spot.

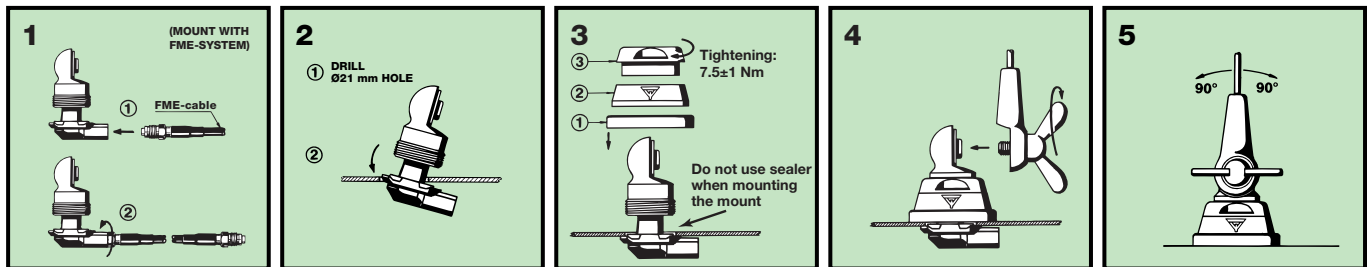
The Z-mount is particularly well suited for mounting on car-roofs because of its ability to be installed exclusively with access from the outside. However, the antenna can be installed anywhere on the car, as the Z-mount is equally well suited for mounting on e.g. trunk or wing.

## 1. INSTALLATION DIMENSIONS:



Build-in depth: 10.5 mm

## 2. INSTALLATION STEPS:

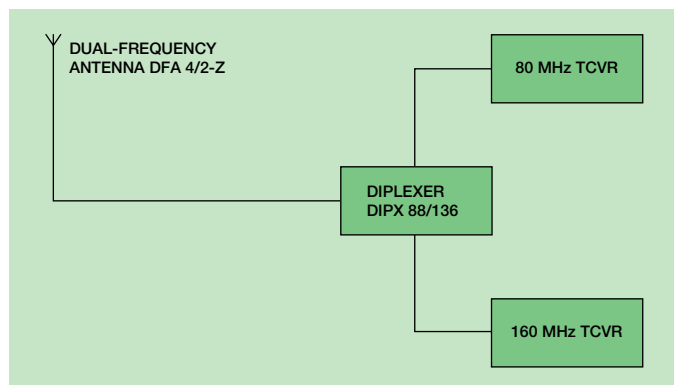


## 3. OPERATION USING A DIPLEXER:

Several advantages are gained by using only one antenna. Only one single hole has to be drilled into the car body, only one cable installation has to be run, the car appearance is not destroyed by carrying several whips and also, it may be a particular demand that it should not be too obvious to see that the car is equipped with transceiving equipment.

In case of operating two transceivers on one antenna at the same time, a diplexer, type DIPX 88/136, is necessary to complete the system. (See the coupling diagram below). The tasks of the diplexer are to protect the two receiver inputs from being destroyed by the transmitter in the contrary band, and to ensure a low-loss path between the transceiver and the antenna, which is not loaded by the other branch. For further details please see the separate data sheet on the DIPX 88/136. The diplexer fully covers both bands and, consequently, tuning to specific frequencies is not required.

## COUPLING DIAGRAM



### PLEASE NOTE:

To obtain a more discrete appearance, the antenna can be delivered with hat screw and key instead of the wing screw. For this version please add a "K" to the full antenna designation.