

MLH 6/2-BZ

Dual-frequency Mobile Antenna
for the 6 m and 2 m Amateur Bands


PROCOM

DESCRIPTION:

- ★ Dual-frequency antenna for the 6 m and the 2 m bands (see note).
- ★ Covers 50–52 MHz and 144–146 MHz – no tuning required.
- ★ Shortened $1/4 \lambda$ antenna at 6 m.
- ★ $5/8 \lambda$ antenna at 2 m – approx. 3 dB gain.
- ★ Choice between glassfiber and stainless steel whip.
- ★ Stainless steel BZ-mount with ball-joint and wing screw.
- ★ Easy mounting from the outside only.
- ★ Choice between two connection principles:
 - ★ BZ-mount : FME-connection (supplied without cable).
 - ★ BZP4-mount : Permanently attached 4 m cable terminated with FME-connector.
- ★ Sturdy mobile antenna of high quality.

BZ-Mount

BZP4-Mount



ORDERING DESIGNATIONS:

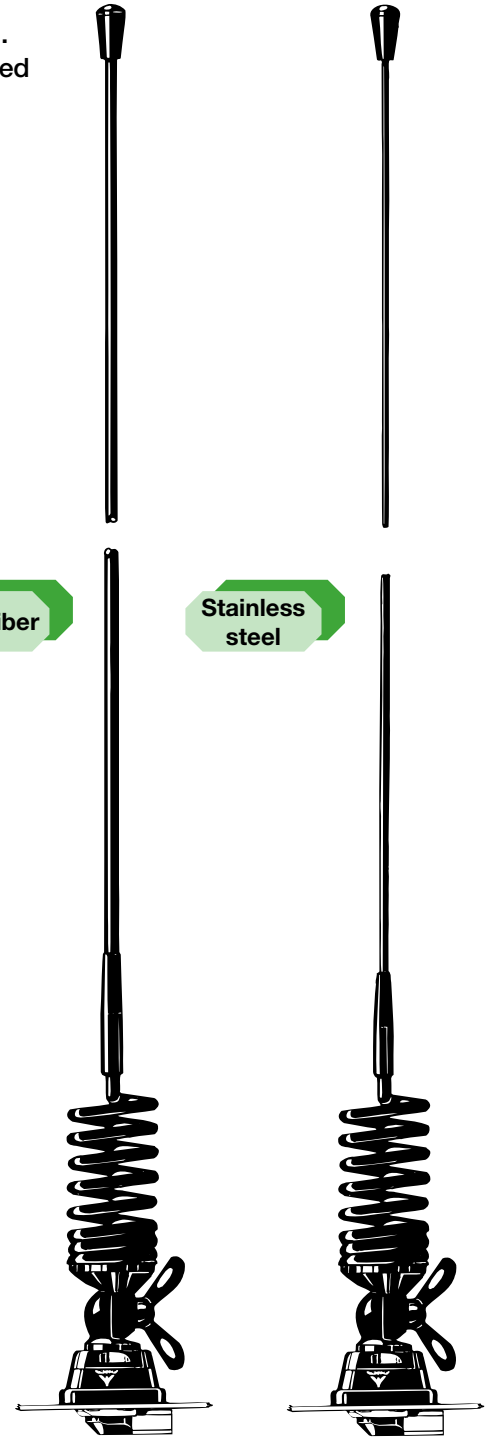
MOUNT \ WHIP	BZ-mount with FME-system	BZP4-mount with 4 m cable and FME-connector
Glassfiber	MLH 6/2-BZ	MLH 6/2-BZP4
Stainless steel	MLH 6/2-BZR	MLH 6/2-BZP4R

Glassfiber

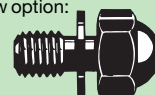
Stainless steel

SPECIFICATIONS:

ELECTRICAL	
ANTENNA TYPE	Mobile whip antenna: Shortened $1/4 \lambda$ at 6 m, $5/8 \lambda$ at 2 m
FREQUENCY	50–52 MHz (6 m amateur band) 144–146 MHz (2 m amateur band) – no tuning required
IMPEDANCE	Nom. 50 Ω
POLARISATION	Vertical
GAIN	Equal to shortened $1/4 \lambda$ at 6 m. Approx. 3 dB at 2 m
SWR	< 2.0 at f.res. at 6 m < 1.3 at f.res. at 2 m
MAX. POWER	150 watt
MECHANICAL	
MATERIALS	Whip: Conical glassfiber or stainless steel Black chromed brass Spring: Black stainless steel Mount: Black chromed brass Environment-proof plastics Stainless steel
RECOMMENDED INSTALLATION TORQUE	7.5 \pm 1 Nm
COLOUR	Black
HEIGHT	Approx. 1300 mm
WEIGHT	BZ-version : Approx. 350 g BZP4-version : Approx. 500 g
MOUNTING	21 mm dia. hole



Hat screw option:



For antenna delivered with hat screw instead of wing screw add a K to the antenna designation.

NOTE: A diplexer type DIPX 88/136 can be used, when operating two transceivers at the same time.

PROCOM A/S reserve the right to amend specifications without prior notice.

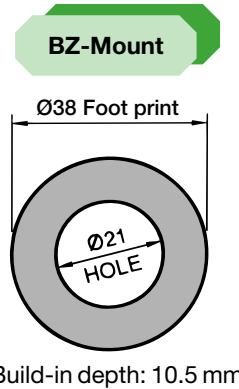
MLH 6/2-BZ Installation



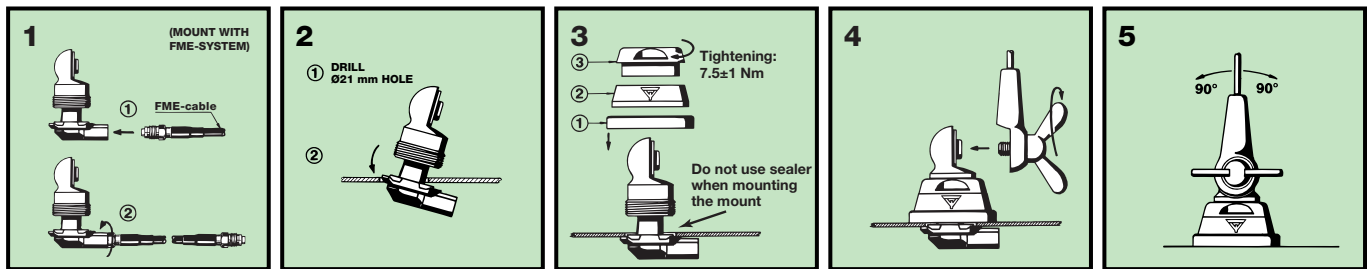
This antenna is provided with type BZ-mount. The whip is fastened to the mount by means of our standard ball-joint and wing screw system. The adjustable ball-joint ensures that the whip can always be mounted in a vertical position independent of the angle of the installation spot.

The BZ-mount is particularly well suited for mounting on car-roofs because of its ability to be installed exclusively with access from the outside. However, the antenna can be installed anywhere on the car, as the BZ-mount is equally well suited for mounting on e.g. trunk or wing.

1. INSTALLATION DIMENSIONS:



2. INSTALLATION STEPS:



3. TUNING:

The antenna is delivered factory-tuned and requires no further tuning.

4. OPERATION USING A DIPLEXER:

This antenna makes it possible to operate two transceivers at the same time. In this case, a diplexer type DIPX 88/136 is necessary to complete the system (see the coupling diagram below). The tasks of the diplexer are to protect the two receiver inputs from being destroyed by the transmitter in the contrary band, and to ensure a low-loss path between the transceiver and the antenna, which is not loaded by the other branch. For further details please see the separate data sheet on the DIPX 88/136. The diplexer fully covers both bands and, consequently, tuning to specific frequencies is not required.

COUPLING DIAGRAM

