

MU 906-X/...

Colinear 6 dB Mobile Antenna for the 900 MHz Band

PROCOM

DESCRIPTION:

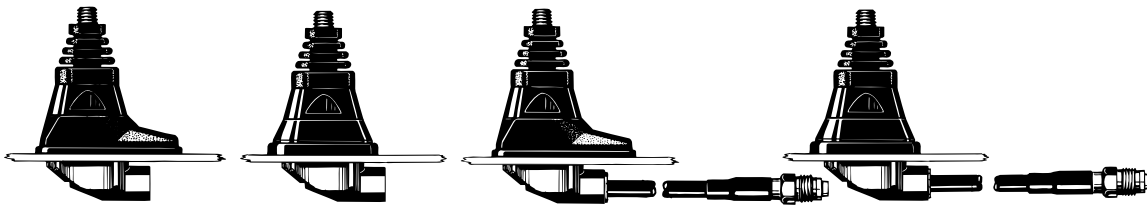
- ★ 6 dB omnidirectional gain when mounted on the car roof.
- ★ Rear wing mounting possible with only minor reduction of gain.
- ★ 3 models, type "l", "m" and "h", cover band segments suiting the most common 900 MHz CELLULAR networks such as EAMPS, ETACS, NMT-900 and EGSM.
- ★ Excellent for use together with a diplexer (type LH 108/136) for combined car radio broadcast reception and 900 MHz transceiving.
- ★ Stainless steel X-mount with M6-thread whip-fastening system.
- ★ Simple mounting exclusively with access from the outside.
- ★ Models available with X-mount (oblong) and CX-mount (circular).
- ★ Choice between two connection principles:
 - ★ X-mount : FME-connection (supplied without cable).
 - ★ XP4-mount: Permanently attached 4 m low loss cable terminated with FME-connector.

X-Mount

CX-Mount

XP4-Mount

CXP4-Mount



SPECIFICATIONS:

| ELECTRICAL | |
|---------------------------------|---|
| ANTENNA TYPE | Colinear mobile antenna |
| FREQUENCY | 900 MHz-band covered by three models |
| IMPEDANCE | Nom. 50 Ω |
| POLARISATION | Vertical |
| GAIN | 6 dB (acc. to EIA RS-329) |
| BANDWIDTH | ≥ 50 MHz at SWR ≤ 1.5 ≥ 100 MHz at SWR ≤ 2.0 |
| SWR | ≤ 1.2 at f. res. |
| MAX. POWER | 60 watt |
| MECHANICAL | |
| MATERIALS | Whip: Stainless steel and brass, black-chromed Mount: Black chromed brass Environment-proof plastics Stainless steel |
| RECOMMENDED INSTALLATION TORQUE | 4 ± 1 Nm |
| COLOUR | Black |
| HEIGHT | Approx. 60 cm |
| WEIGHT | X-version : Approx. 100 g XP4-version: Approx. 240 g |
| MOUNTING | 18 mm dia. hole |

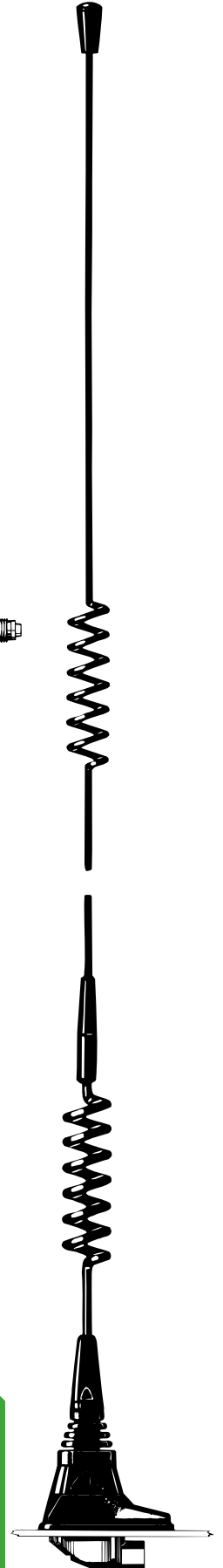
All whips are compatible with all mounts

To help selecting the correct model for a specific cellular network please consult the survey of cellular network frequencies under USEFUL DATA in our catalogues.

ORDERING DESIGNATIONS:

| FRE-QUENCY RANGE | MOUNT VERSION | X-mount (oblong) with FME-system | CX-mount (circular) with FME-system | XP4-mount (oblong) with 4 m cable + FME-connector | CXP4-mount (circular) with 4 m cable + FME-connector |
|------------------------------|---------------|----------------------------------|-------------------------------------|---|--|
| 824-894 MHz (EAMPS) | | MU 906-X/l | MU 906-CX/l | MU 906-XP4/l | MU 906-CXP4/l |
| 872-950 MHz (ETACS) | | MU 906-X/m | MU 906-CX/m | MU 906-XP4/m | MU 906-CXP4/m |
| 880-960 MHz (EGSM & NMT-900) | | MU 906-X/h | MU 906-CX/h | MU 906-XP4/h | MU 906-CXP4/h |

PROCOM A/S reserve the right to amend specifications without prior notice.



MU 906-X/...

Installation



The shadowing effect of the car roof often produces deep nulls in the radiation pattern from short antennas mounted on trunk or wing. This problem is solved using the MU 906-X/... antenna.

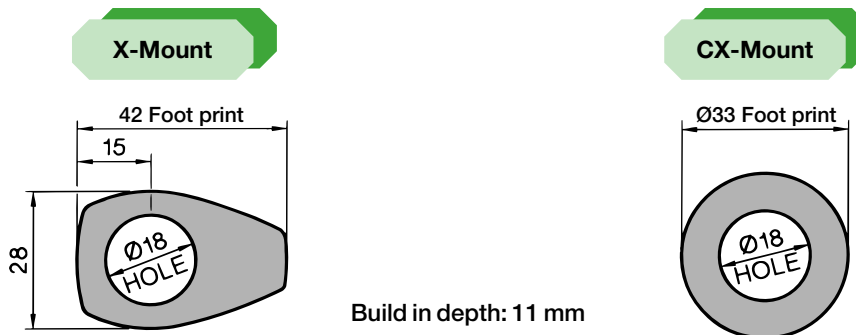
Because of the colinear design this antenna provides a satisfactory omnidirectional gain even when mounted on trunk or wing. The X- and CX-mounts can be installed anywhere on the car. The oblong X-mount is especially suitable for mounting on the often very narrow strip on the rear wing between the trunk lid and the side of the car.

Mounting can take place exclusively with access from the outside when drilling an 18 mm dia. hole. Mounting can take place from the inside by drilling a 14 mm dia. hole. When mounting in a 14 mm dia. hole, remove the bottom plastic ring of the packing gasket with a sharp cutter.

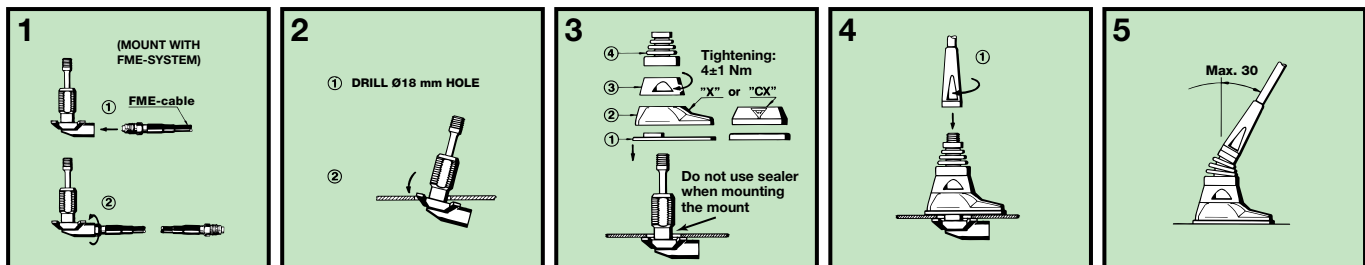
When cleaning the car in car-washing machines, remove the whip using a spanner, size 9 mm. After wash, refit the whip and tighten it lightly with the spanner.

As the mount is internally equipped with a bendable section, the antenna can always be adjusted to an upright position independent of the tilt angle of the installation spot (up to 30° tilt).

1. INSTALLATION DIMENSIONS:



2. INSTALLATION STEPS:



3. TUNING:

The antenna is delivered factory-tuned and requires no further tuning.