

MU 907-X/...

Unity Gain $1/4 \lambda$ Mobile Antenna for the 900 MHz Band



DESCRIPTION:

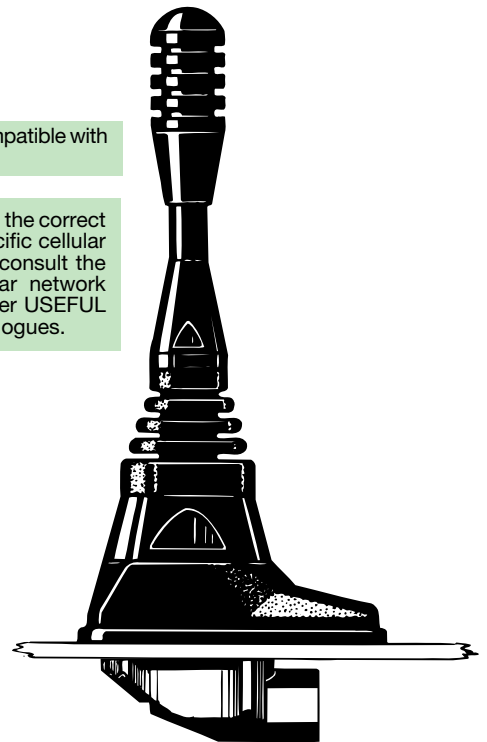
- ★ Silicone covered flexible steel wire whip.
- ★ Type MU 907-X/l covers 820–905 MHz (e.g. for EAMPS).
Type MU 907-X/h covers 870–960 MHz (e.g. for ETACS, NMT-900 and EGSM).
- ★ Stainless steel X-mount with M6-thread whip-fastening system.
- ★ Simple mounting exclusively with access from the outside.
- ★ Models available with X-mount (oblong), CX-mount (circular) and MM-mount (magnetic).
- ★ Choice between two connection principles:
 - ★ X-mount, MM-mount : FME-connection (supplied without cable).
 - ★ XP4-mount : Permanently attached 4 m low loss cable terminated with FME-connector.

SPECIFICATIONS:

ELECTRICAL	
ANTENNA TYPE	$1/4 \lambda$ mobile antenna
FREQUENCY	900 MHz-band covered by two models
IMPEDANCE	Nom. 50 Ω
POLARISATION	Vertical
GAIN	0 dB (acc. to EIA RS-329)
BANDWIDTH	≥ 100 MHz at SWR ≤ 1.5 ≥ 180 MHz at SWR ≤ 2.0
SWR	≤ 1.2 at f. res.
MAX. POWER	60 watt
MECHANICAL	
MATERIALS	Whip: Steel wire covered with silicone tubing Black-chromed brass Mount: Black-chromed brass Environment-proof plastics Stainless steel
RECOMMENDED INSTALLATION TORQUE	4 ± 1 Nm
COLOUR	Black
HEIGHT	Approx. 84 mm
WEIGHT	X-version : Approx. 55 g XP4-version : Approx. 195 g MM-version : Approx. 270 g
MOUNTING	18 mm dia. hole

All whips are compatible with all mounts.

To help selecting the correct model for a specific cellular network please consult the survey of cellular network frequencies under USEFUL DATA in our catalogues.



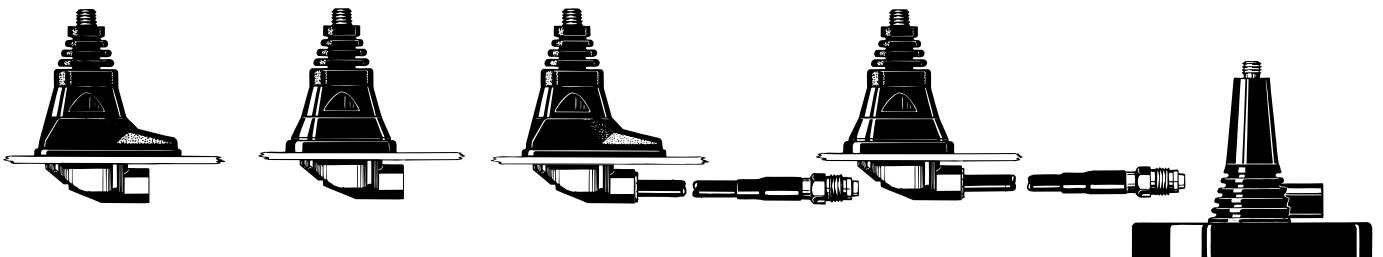
X-Mount

CX-Mount

XP4-Mount

CXP4-Mount

MM-Mount



ORDERING DESIGNATIONS:

FRE-QUENCY RANGE / MOUNT VERSION	X-mount (oblong) with FME-system	CX-mount (circular) with FME-system	XP4-mount (oblong) with 4 m cable + FME-connector	CXP4-mount (circular) with 4 m cable + FME-connector	MM-mount (magnetic) with FME-system
820–905 MHz	MU 907-X/l	MU 907-CX/l	MU 907-XP4/l	MU 907-CXP4/l	MU 907-MM/l
870–960 MHz	MU 907-X/h	MU 907-CX/h	MU 907-XP4/h	MU 907-CXP4/h	MU 907-MM/h

PROCOM A/S reserve the right to amend specifications without prior notice.

MU 907-X/... Installation



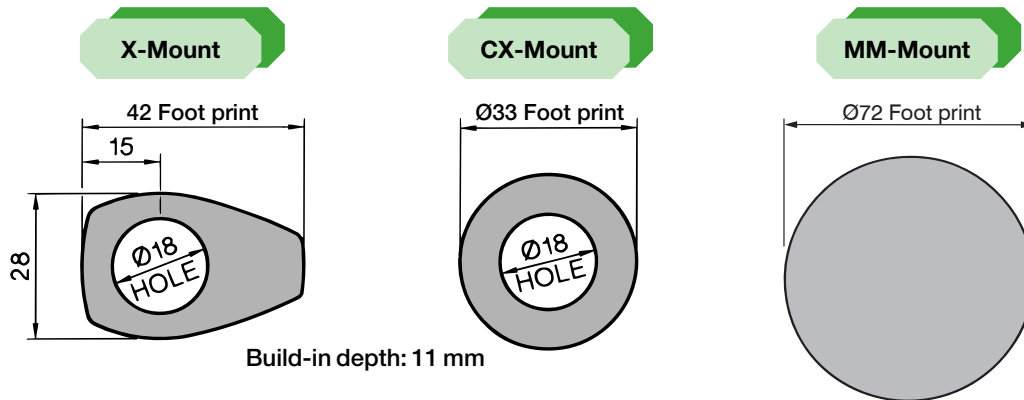
This antenna should be mounted on the car roof to ensure best omnidirectional coverage.

Mounting can take place exclusively with access from the outside when drilling an 18 mm dia. hole. Mounting can take place from the inside by drilling a 14 mm dia. hole. When mounting in a 14 mm dia. hole, remove the bottom plastic ring of the packing gasket with a sharp cutter.

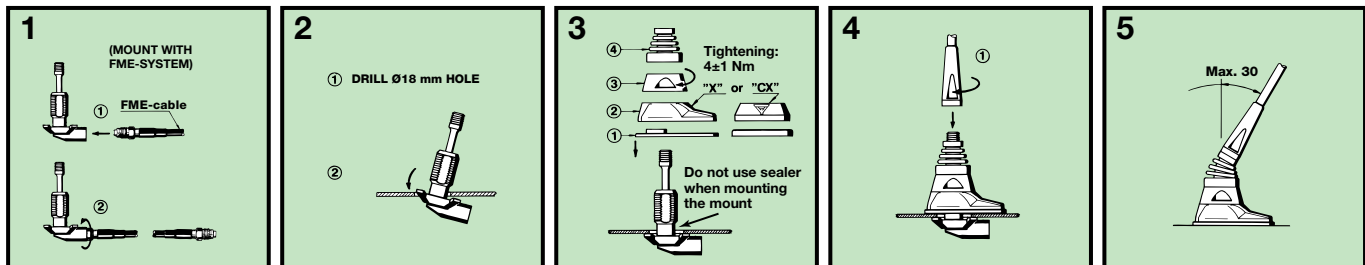
When cleaning the car in car-washing machines, remove the whip using a spanner, size 9 mm. After wash, refit the whip and tighten it lightly with the spanner.

The MiniMag (abbreviated: MM) is a small, light-weight magnetic mount with a high attaching effect. A silicone layer applied to the contact surface protects the car roof and ensures maximum friction.

1. INSTALLATION DIMENSIONS:



2. INSTALLATION STEPS:



3. TUNING:

The antenna is delivered factory-tuned and requires no further tuning.

PLEASE NOTE:

For safety reasons:

1. When using the MU 907-MM/..., car speed must not exceed 140 km/h.
2. If operating the MM-mount with other whips, whip length must never exceed 320 mm, and utilizing this maximum length, car speed must not exceed 115 km/h.