

# PCPI GPS

*Indoor Right Hand Circular Polarised Patch Antenna for mounting on Wall or Ceiling*



## DESCRIPTION:

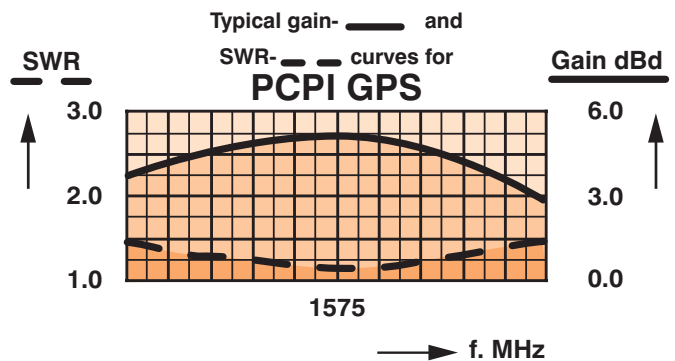
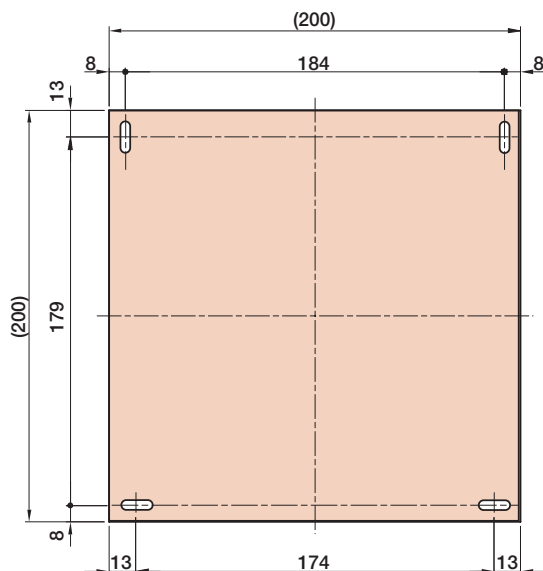
- ★ Low profile antenna for the 1575 MHz band.
- ★ PCPI GPS is a **Right Hand Circular Polarised** patch antenna for indoor use.
- ★ Circular polarisation is chosen to avoid out-of-phase signals.
- ★ Specially designed for closed rooms.
- ★ Covers the GPS frequency 1575 MHz with a radiation of approx. 5 dBic 3 dBd.
- ★ Full size  $2 \lambda$  circular patch antenna.
- ★ The antenna is carefully sealed with a discreet white cover.
- ★ The connector is placed at one side to enable mounting close to a wall or a ceiling.

## SPECIFICATIONS:

ELECTRICAL	
MODEL	PCPI GPS
ANTENNA TYPE	Right Hand Circular Polarised patch antenna
FREQUENCY	1575 MHz
IMPEDANCE	Nom. 50 $\Omega$
POLARISATION	Circular
GAIN	Approx. 5 dBic 3 dBd $\pm$ 2 dB
HALF-POWER BEAMWIDTH	Approx. 70° (H- and E-plane)
SWR	$\leq$ 1.5 f.res.
MAX. POWER	50 watts
MECHANICAL	
CONNECTOR	N-female
COLOUR	Marine white
MATERIALS	Cover: ABS Chassis: Aluminium
SIZE (L x W)	Approx. 204 x 204 mm
HEIGHT	Approx. 28 mm
WEIGHT	Approx. 0.5 kg
MOUNTING	For mounting on wall or ceiling $\phi$ 4.5x20 mm (4 holes)



## MOUNTING DETAILS:

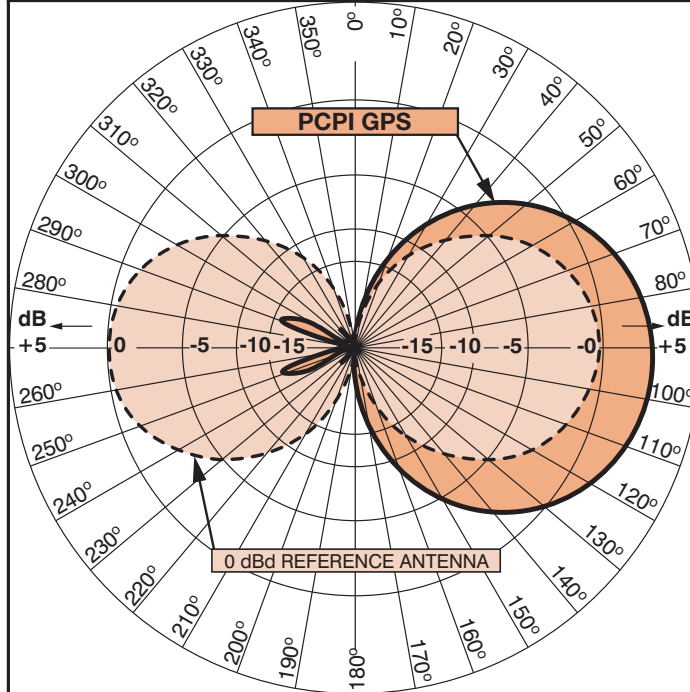


# PCPI GPS

Indoor Right Hand Circular Polarised  
Patch Antenna for mounting on Wall or Ceiling

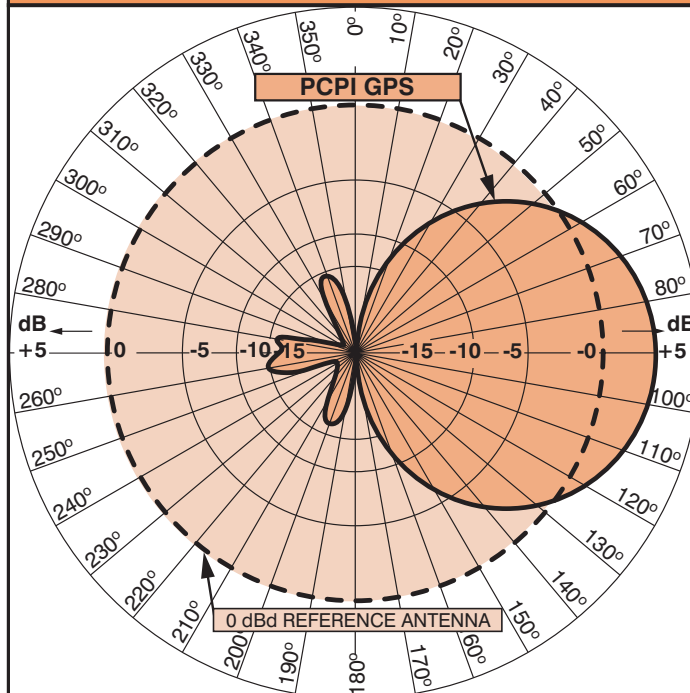


## TYPICAL RADIATION PATTERN (E-PLANE)



This curve shows the radiation patterns in the vertical plane.

## TYPICAL RADIATION PATTERN (H-PLANE)



This curve shows the radiation patterns in the horizontal plane (horizontal coverage).